















specifications

| RANGE | PRESTIGE RANGE | | | | | | | | CLASSIC RANGE | | | | | | | | MISCELLANEOUS | | |
|---|---|---|---|--|---|---|---|--|---|---|---|---|---|---|---|----------------------|--------------------|--|--|
| SPA | P30 | P32 | P35 | P48 | P50 | P55 | P75 | | Oslo 2000 | Oslo 3000 | Milano | Odyssey | Utopia | Barcelona | Grand Canyon Legend | Belize (Europe only) | Swim Spa | Wood Hot Tubs | |
| PLAN VIEW |  |  |  |  |  |  |  | |  |  |  |  |  |  |  | | | | |
| Total Seats | 3 | 5 | 5 | 6 | 6 | 5 | 8 | | 4/5 | 4/5 | 6 | 5 | 6 | 5/6 | 7 | 8 | 4/5 | 6 | 8 |
| Lounger Seats | 1 | 1 | 1 | 0 | 1 | 2 | 2 | | X | X | ✓ | ✓ | ✓ | X | ✓ | ✓ | X | X | X |
| Cluster Jets | 12 | 14 | 14 | 18 | 36 | 31 | 45 | | 0 | 0 | 6 | 12 | 2 | 2 | 25 | 58 | 0 | 0 | 0 |
| Cluster Pulsator Jets | 0 | 5 | 5 | 0 | 5 | 4 | 0 | | 0 | 0 | 0 | 0 | 0 | 0 | 0 | 0 | 0 | 0 | 0 |
| Directional Polystorm Jets | 4 | 2 | 2 | 4 | 0 | 0 | 8 | | 3 | 3 | 9 | 4 | 5 | 10 | 10 | 0 | 0 | 0 | 0 |
| Directional Powerstorm Jets | 4 | 0 | 0 | 4 | 1 | 2 | 0 | | 0 | 0 | 0 | 0 | 0 | 0 | 0 | 0 | 0 | 0 | 0 |
| Master Massage Jet | 0 | 0 | 0 | 0 | 0 | 0 | 0 | | 0 | 0 | 0 | 0 | 1 | 1 | 0 | 0 | 0 | 0 | 0 |
| Neck Jets | 0 | 0 | 0 | 0 | 0 | 0 | 0 | | 0 | 0 | 0 | 0 | 2 | 0 | 0 | 0 | 0 | 0 | 0 |
| Poly Standard Adjustable Jets | 0 | 0 | 0 | 4 | 0 | 0 | 8 | | 0 | 0 | 0 | 0 | 0 | 0 | 0 | 0 | 12 | 10 | 10 |
| Polystorm Massage | 0 | 0 | 0 | 0 | 0 | 0 | 0 | | 2 | 2 | 3 | 0 | 3 | 2 | 4 | 0 | 0 | 0 | 0 |
| Roto Polystorm Jets | 2 | 2 | 2 | 4 | 3 | 4 | 3 | | 1 | 1 | 5 | 0 | 4 | 2 | 0 | 0 | 0 | 0 | 0 |
| Twin Roto Polystorm Jets | 3 | 6 | 6 | 4 | 1 | 0 | 3 | | 0 | 0 | 0 | 0 | 0 | 0 | 0 | 0 | 0 | 0 | 0 |
| Twin Roto Powerstorm Jets | 2 | 0 | 0 | 1 | 1 | 8 | 0 | | 0 | 0 | 0 | 0 | 0 | 0 | 0 | 0 | 0 | 0 | 0 |
| Heated Air Injection System | ✓ | ✓ | ✓ | ✓ | ✓ | X | ✓ | | X | ✓ | ✓ | ✓ | ✓ | ✓ | ✓ | ✓ | ✓ | ✓ | ✓ |
| Digital Controls | ✓ | ✓ | ✓ | ✓ | ✓ | ✓ | ✓ | | ✓ | ✓ | ✓ | ✓ | ✓ | ✓ | ✓ | ✓ | ✓ | ✓ | ✓ |
| Auxiliary Digital Controls | X | X | X | ✓ | ✓ | ✓ | ✓ | | X | X | X | X | X | X | X | X | ✓ | X | X |
| Heater Type | 3kW | 3kW | 3kW | 3kW | 3kW | 3kW | 2 x 3kW | | 2kW | 2kW | 3kW | 2kW | 3kW | 3kW | 3kW | 3kW | 3 x 3kW | - | - |
| Pumps | 3 | 3 | 3 | 4 | 4 | 4 | 4 | | 1 | 1 | 2 | 1 | 2 | 2 | 3 | 3 | 3 | 2 | 2 |
| Cabinet | Plastic | Plastic | Plastic | Plastic | Plastic | Plastic | Plastic | | Wood | Wood | Wood | Wood | Wood | Wood | Wood | Wood | N/A | Hardwood Tub | Hardwood Tub |
| Standard Spa Light | X | X | X | X | X | X | X | | ✓ | ✓ | ✓ | ✓ | ✓ | ✓ | ✓ | ✓ | ✓ | - | - |
| LED Spa Lights | 1 | 1 | 1 | 2 | 2 | 2 | 4 | | X | X | X | X | X | X | X | X | X | X | X |
| Head Rests | 3 | 5 | 5 | 6 | 6 | 2 | 6 | | 0 | 0 | 3 | 3 | 3 | 1 | 7 | 8 | X | X | X |
| Aromatherapy | ✓ | ✓ | ✓ | ✓ | ✓ | X | ✓ | | X | X | ✓ | X | ✓ | ✓ | ✓ | ✓ | X | X | X |
| Ozone Generator | ✓ | ✓ | ✓ | ✓ | ✓ | ✓ | ✓ | | ✓ | ✓ | ✓ | ✓ | ✓ | ✓ | ✓ | ✓ | ✓ | ✓ | ✓ |
| ABS Spa Base | ✓ | ✓ | ✓ | ✓ | ✓ | ✓ | ✓ | | ✓ | ✓ | ✓ | ✓ | ✓ | ✓ | ✓ | ✓ | X | X | X |
| Dimensions (mm) | 2232 x 1600 x 905 | 2020 x 1940 x 750 | 2020 x 1940 x 890 | 2370 x 2060 x 1035 | 2240 x 2240 x 890 | 2370 x 2060 x 890 | 2970 x 2300 x 1040 | | 1800 x 1800 x 755 | 1800 x 1800 x 755 | 2040 x 1965 x 755 | 2040 x 1965 x 750 | 2040 x 1965 x 860 | 2240 x 2240 x 835 | 2220 x 2220 x 960 | 2385 x 2065 x 975 | 7200 x 2300 x 1300 | 1800 DIA. x 1200 | 2100 DIA. x 1200 |
| Dry Weight (Kg) (+/-10%) | 226 | 235 | 241 | 367 | 344 | 325 | 499 | | 180 | 180 | 270 | 214 | 265 | 265 | 380 | 405 | 1560 | Dependant on Size | Dependant on Size |
| Filled Weight (Kg) (+/-10%) | 1196 | 1335 | 1361 | 2067 | 2138 | 2150 | 2999 | | 880 | 880 | 1226 | 1194 | 1275 | 1235 | 1875 | 2100 | 10480 | Dependant on Size | Dependant on Size |
| Volume (L) | 970 | 1100 | 1120 | 1700 | 1794 | 1825 | 2500 | | 700 | 700 | 956 | 980 | 1010 | 970 | 1495 | 1695 | 8920 | Dependant on Size | Dependant on Size |
| Ampage (A) | 20 | 20 | 20 | 32 | 32 | 32 | 32 | | 13 | 13 | 20 | 13 | 20 | 20 | 32 | 32 | 32 + 16 | Dependant on Single or 3 Phase Heater Install. | Dependant on Single or 3 Phase Heater Install. |
| CD Tuner/8 Speakers/ Rim Mounted Remote Control | Optional | X | Optional | Optional | Optional | Optional | Optional | | X | X | X | X | X | X | X | X | X | X | X |
| Floor Drains | 1 | 1 | 1 | 2 | 1 | 1 | 2 | | X | X | X | X | X | X | X | X | X | X | X |
| Full Cabinet Insulation 'Ener-gard' | ✓ | ✓ | ✓ | ✓ | ✓ | ✓ | ✓ | | ✓ | ✓ | ✓ | ✓ | ✓ | ✓ | ✓ | ✓ | ✓ | ✓ | ✓ |
| LED Illuminated Waterfall | 1 | 1 | 1 | 1 | 1 | 1 | 2 | | X | X | X | X | X | X | X | X | X | X | X |
| Spa Frog® | ✓ | ✓ | ✓ | ✓ | ✓ | ✓ | ✓ | | X | X | X | X | X | X | X | X | X | X | X |
| Stainless Steel Fittings | ✓ | ✓ | ✓ | ✓ | ✓ | ✓ | ✓ | | X | X | X | X | X | X | X | X | X | X | X |
| 24 Hour Circulation | ✓ | ✓ | ✓ | ✓ | ✓ | ✓ | ✓ | | X | X | X | X | X | X | X | X | X | X | X |

Due to ongoing continuous improvements, all product specifications are subject to change without prior notice.